

# Phillip Global Quality Fund

MAY 2025



Out of 3,920 Global Allocation Funds as of 30-04-2025.

## INVESTMENT OBJECTIVE & FOCUS

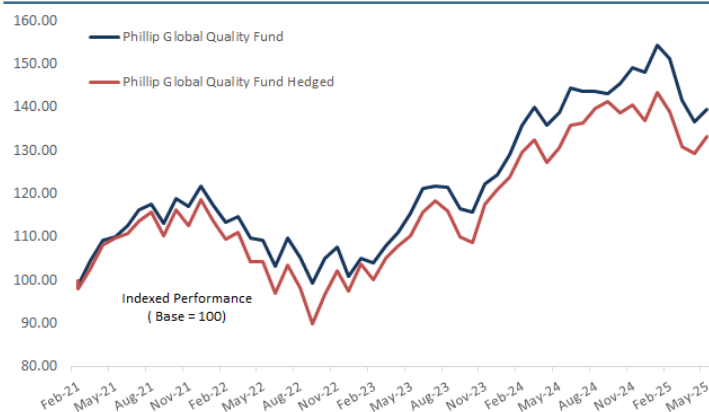
The investment objective of Phillip Global Quality Fund is to seek medium to long term total return for the investors. The Sub-Fund will invest all or substantially all of its assets in the GMO Underlying Fund, namely GMO Quality Investment Fund.

The GMO Underlying Fund is actively managed. The GMO Underlying Fund seeks total return by investing in equities and equity-related securities the GMO Underlying Fund Manager believes to be of high quality. A high quality company is generally one that the GMO Underlying Fund Manager believes has an established business that will deliver a high level of return on past investments and that will utilise cash flows in the future by making investments with potential for high levels of return on capital or by returning cash to shareholders through dividends, share buybacks, or other mechanisms.

The equity securities in which the GMO Underlying Fund may invest shall include, without limitation, common stocks, depository receipts (ADRs, EDRs or GDRs) and related securities such as convertibles, preferred stocks, income trusts, royalty trusts, master limited partnerships, ETFs, REITs, private placements, rights and warrants. The GMO Underlying Fund may use financial derivative instruments ("FDIs") and engage in a repurchase transaction, securities commodities lending and borrowing. A buy-sell back transaction or sell-buy back transaction and a margin lending transaction for efficient portfolio management purposes.

Currently, Class SGD Dis and Class SGD Hedged Dis Units of Phillip Global Quality Fund are being offered.

## FUND PERFORMANCE (AS AT 30 MAY 2025)



TOTAL RETURNS	UNHEDGED	HEDGED
Since Inception	39.58%	33.28%
1 month	2.18%	3.13%
3 months	(7.65%)	(4.10%)
Year To Date	(5.73%)	(2.56%)
ANNUALISED RETURNS		
1 Year	0.69%	1.93%
3 Years	8.51%	8.52%
5 Years	-	-
Since Inception	8.14%	6.97%
ANNUALISED VOLATILITY (SINCE INCEPTION)	12.45%	14.58%

Fund Performance are cumulative returns and calculated on a Single pricing basis, with any income or dividends reinvested as of 30 May 2025. Source: Bloomberg & Phillip Capital Management (S) Ltd.

## FUND INFORMATION

GMO Quality Investment Fund (Mother Fund)	US\$5.5 billion
Current Fund Size	S\$2.91 million
NAV Price	S\$1.3331 (SGD Dis) S\$1.2698 (SGD Hedged Dis)
Investment Manager:	Phillip Capital Management (S) Ltd
Inception Date:	24th February 2021
Inception Price:	S\$1.0000
Subscription Mode:	Cash/SRS UR1475/UR1476
Min. Initial Investment:	S\$100.00
Min. Sub. Investment:	S\$100.00
Min. Holdings:	100 units
Min. Partial Realisation:	100 units
Dealing Frequency:	Daily

## FEES/CHARGES

Initial Sales Charge:	Currently up to 3%, max 5%
Redemption Charge	Currently NIL, max 5%
Switching Fee:	Currently NIL, max 1% Subject to a min. of S\$25
Ann. Management Fee:	1.5% p.a., max 2.0% Currently not more than 0.03%. Maximum 0.2%, or such other amount as may be revised by the Trustee and Managers.
Annual Trustee Fee:	

Total Expense Ratio	Unhedged: 3.19%
(For the period ended 31 December 2024 )	Hedged : 3.18%

## ISIN/BLOOMBERG

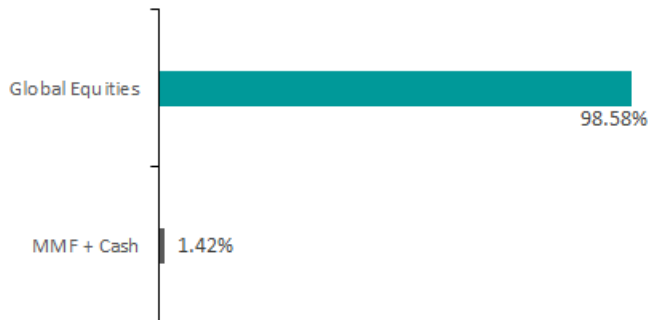
Bloomberg Ticker (SG\$):	GQFUNDG/GQFUNDH
ISIN Code:	SGXZ54679790/ SGXZ88594064

## TOP HOLDINGS (UNDERLYING FUND)

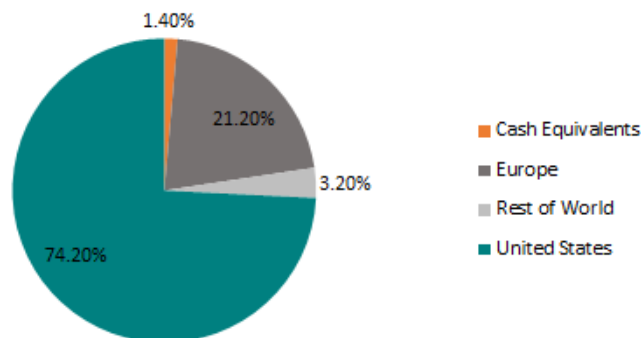
Microsoft Corp	6.4%
Alphabet Inc	4.2%
Apple Inc	4.2%
Meta Platforms Inc	4.0%
Abbott Laboratories	3.4%
Johnson & Johnson	3.3%
SAP SE	3.0%
Oracle Corp	2.9%
Taiwan Semiconductor Manufacturing Co Ltd	2.9%
UnitedHealth Group Inc	2.9%

Source: www.gmo.com; GMO Quality Investment Fund

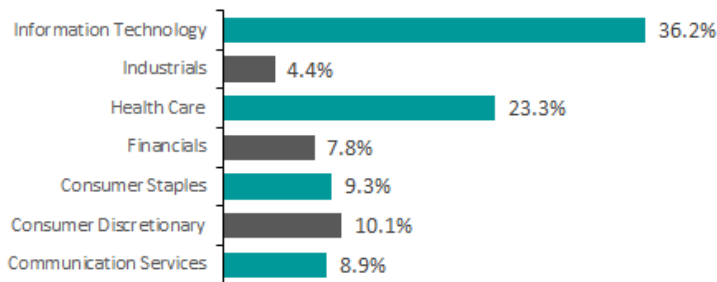
## ASSET ALLOCATION (UNDERLYING FUND)



## REGIONAL ALLOCATION (UNDERLYING FUND)



## SECTOR ALLOCATION (UNDERLYING FUND)



Source: GMO Quality Investment Fund

**IMPORTANT INFORMATION**

Phillip Global Quality Fund feeds into GMO Funds Plc – GMO Quality Investment Fund, (“GMO Underlying Fund”) that is incorporated in Ireland and managed by KBA Consulting Management Limited (“KBA”) who is domiciled in Ireland and regulated by the Central Bank of Ireland. KBA delegated the investment management of the GMO Underlying Fund to Grantham, Mayo, Van Otterloo & Co., LLC who is domiciled in the United States of America and is regulated by the Securities and Exchange Commission in USA. GMO Funds Plc – GMO Quality Investment Fund is a Recognised Scheme in Singapore under the Securities and Futures Act that is administered by the Monetary Authority of Singapore and is available to the retail public in Singapore for direct investment. Investment into the GMO Underlying Fund via a feeder fund structure may incur in aggregate higher fees and charges than would otherwise be payable if such investment were made directly.

The investments of the GMO Underlying Fund will be limited to investments permitted by UCITS regulations and may have a certain level of volatility. The performance of the Phillip Global Quality Fund may differ from the performance of the GMO Quality Investment Fund.

This material and information herein is provided by Phillip Capital Management (S) Ltd (“PCM”) for general information only and does not constitute a recommendation, an offer to sell, or a solicitation to invest in the fund(s) mentioned herein. It does not have any regard to your specific investment objectives, financial situation and any of your particular needs. The information is subject to change at any time without notice. You should read the relevant prospectus and the accompanying product highlights sheet (“PHS”) for disclosure of key features, key risks, fees and other important information of the relevant fund (s) and obtain advice from a financial adviser (“FA”) before making a commitment to invest in the fund(s). In the event that you choose not to obtain advice from a FA, you should assess whether the fund(s) is/are suitable for you before proceeding to invest. A copy of the prospectus and PHS are available from PCM or any of its authorized distributors. The value of the units and the income accruing to the units may fall or rise. Investments are subject to investment risks including the possible loss of the principal amount invested. Past performance is not necessarily indicative of the future or likely performance of the fund (s). There can be no assurance that investment objectives will be achieved. Any use of financial derivative instruments will be for hedging and/or for efficient portfolio management. Investments in the fund(s) managed by PCM are not obligations of, deposits in, or guaranteed by PCM or any of its affiliates. PhillipCapital Group of Companies, including PCM, their affiliates and/or their officers, directors and/or employees may own or have positions in the investments mentioned herein or related thereto. This publication and Information herein are not for any person in any jurisdiction or country where such distribution or availability for use would contravene any applicable law or regulation or would subject PCM to any registration or licensing requirement in such jurisdiction or country. The fund(s) is/are not offered to U.S. Persons. The regular dividend distributions, where applicable, are paid either out of income and/or capital, not guaranteed and are subject to PCM’s discretion. Such dividend distributions will reduce the available capital for reinvestment and may result in an immediate decrease in the net asset value of the fund(s). Past payout yields (rates) and payments do not represent future payout yields (rates) and payments. Please refer to for more information in relation to the dividend distributions.

The information provided herein is based on certain information, conditions and/or assumptions available as at the date of this publication that may be obtained, provided or compiled from public and/or third party sources which PCM has no reason to believe are unreliable; and may contain optimistic statements/opinions/views regarding future events or future financial performance of countries, markets or companies. Any opinion or view herein is an expression of belief of the individual author or the indicated source (as applicable) only. PCM makes no representation or warranty that such information is accurate, complete, verified or should be relied upon as such. You must make your own financial assessment of the relevance, accuracy and adequacy of the information in this material. Accordingly, no warranty whatsoever is given and no liability whatsoever is accepted for any loss or consequences arising whether directly or indirectly as a result of your acting based on the Information in this material.

The information does not constitute, and should not be used as a substitute for, tax, legal or investment advice. The information should not be relied upon exclusively or as authoritative without further being subject to your own independent verification and exercise of judgement.

This material has not been reviewed by The Monetary Authority of Singapore.