


Phillip SING Income ETF (Class SGD)

DECEMBER 2025



As of 31/12/2025

SGX STOCK CODE: OVQ



Out of 711 Asia ex-Japan Equity Funds as of 30-11-25.

INVESTMENT OBJECTIVE

The investment objective of the Fund is to seek to provide a high level of income and moderate long-term capital appreciation by replicating as closely as possible, before fees and expenses, the performance of the Morningstar® Singapore Yield Focus IndexSM ("the Index").

By replicating the Index which is ranked and weighted by Dividend Yield, Business Quality and Financial Health, the Fund seeks to invest all or substantially all of this sub-fund's assets in Index Securities in substantially the same weightings as reflected in the Index and aims to deliver an investment performance which closely corresponds to the performance of the Index.

In managing the Fund, the Manager may adopt a Replication Strategy or Representative Sampling Strategy at its discretion.

The Fund is classified as an EIP (Excluded Investment Product) and Prescribed Capital Markets Products.

FUND INFORMATION

Net Assets	S\$71.89 million
Benchmark Index	Morningstar® Singapore Yield Focus Index SM
No. of Holdings	30
ETF Replication Method	Physical Replication
Dividend Distribution	Semi-Annual
Manager	Phillip Capital Management (S) Ltd
Trustee	HSBC Institutional Trust Services (Singapore) Limited
Listing Date	29 October 2018
Management Fee	0.40% p.a. of the Net Asset Value
Total Expense Ratio	0.72%

TRADING INFORMATION

Bloomberg Ticker	SINGINC SP
Trading Name	PHIL SING INC
ISIN	SGXC25065050
Trading Currency	SGD
Subscription Mode	Cash/ SRS (SR1349) SRS only available in primary currency)
Exchange Listing	Singapore
Participating Dealers	Phillip Securities Pte Ltd, UOB Kay Hian Pte Ltd, Societe Generale, ABN Amro Clearing Bank N.V.
Market Makers	Phillip Securities Pte Ltd
Trading Board lot size	1

Key Highlights

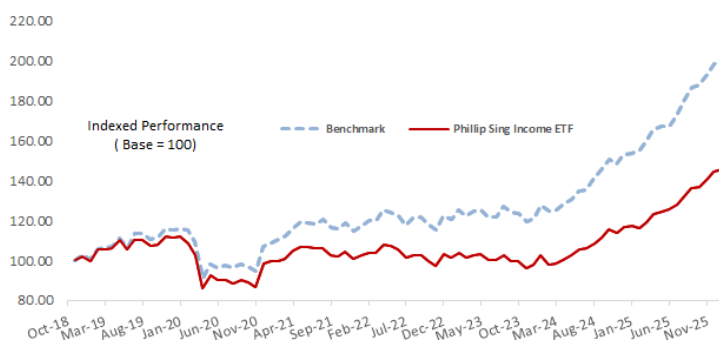
Methodology

- ✧ Morningstar® Singapore Yield Focus IndexSM aims to track the performance of top 30 companies based on a quality income strategy using the proprietary factors that underpin the successful Morningstar DYF family of Indices

Key Benefits

- ✧ Low cost, easy access to a diversified and liquid basket across Singapore market
- ✧ Offers investors significant dividend income paid semi-annually

FUND PERFORMANCE (AS AT 31 DECEMBER 2025)



TOTAL RETURNS	Phillip SING Income ETF (Class SGD)	Benchmark
Since Inception	87.36%	100.47%
1 month	0.97%	1.15%
3 months	6.36%	6.70%
Year To Date	29.19%	30.71%

ANNUALISED RETURNS

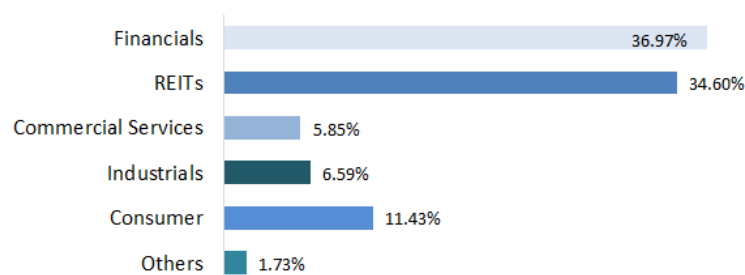
1 year	29.19%	30.71%
3 years	17.19%	18.43%
5 years	11.93%	13.02%
Since Inception	8.85%	9.85%

TOP 10 HOLDINGS

COMPANIES	WEIGHTS
DBS Group Holdings Ltd	10.09%
United Overseas Bank Ltd	9.03%
Oversea-Chinese Banking Corp L	8.89%
CapitaLand Integrated Commerci	8.34%
Singapore Exchange Ltd	8.24%
Genting Singapore Ltd	7.56%
Frasers Centrepoint Trust	6.36%
Keppel DC REIT	4.84%
Netlink NBN Trust	4.76%
Venture Corp Ltd	4.52%

As of 31 December 2025

Fund performance are cumulative returns and calculated on a Single Pricing basis with any dividends reinvested on a monthly basis. The Morningstar® Singapore Yield Focus IndexSM is a total return index. Sources: Phillip Capital Management (S) Ltd and Bloomberg as at 31 December 2025.

SECTOR ALLOCATION


Source: PCM, Bloomberg, as of 31 December 2025

DIVIDEND INFORMATION

Ex Dividend Date	10 July 2025
Record Date	11 July 2025
Distribution Payment Date	25 July 2025
Dividend per unit	S\$0.021
Ann. Yield	3.42%

Visit www.phillipfunds.com/phillip-sing-income-etf/
for daily NAV and intraday NAV.

IMPORTANT INFORMATION

This factsheet is provided by Phillip Capital Management (S) Ltd ("**PCM**") for general information only and does not constitute a recommendation, an offer to sell, or a solicitation of any offer to invest in any of the exchange-traded fund ("**ETF**") or the unit trust ("**Products**") mentioned herein. It does not have any regard to your specific investment objectives, financial situation and any of your particular needs. You should read the Prospectus and the accompanying Product Highlights Sheet ("**PHS**") for key features, key risks and other important information of the Products and obtain advice from a financial adviser ("**FA**") before making a commitment to invest in the Products. In the event that you choose not to obtain advice from a FA, you should assess whether the Products are suitable for you before proceeding to invest. A copy of the Prospectus and PHS are available from PCM, any of its Participating Dealers ("**PDs**") for the ETF, or any of its authorised distributors for the unit trust managed by PCM. An ETF is not like a typical unit trust as the units of the ETF (the "**Units**") are to be listed and traded like any share on the Singapore Exchange Securities Trading Limited ("**SGX-ST**"). Listing on the SGX-ST does not guarantee a liquid market for the Units which may be traded at prices above or below its NAV or may be suspended or delisted. Investors may buy or sell the Units on SGX-ST when it is listed. Investors cannot create or redeem Units directly with PCM and have no rights to request PCM to redeem or purchase their Units. Creation and redemption of Units are through PDs if investors are clients of the PDs, who have no obligation to agree to create or redeem Units on behalf of any investor and may impose terms and conditions in connection with such creation or redemption orders. Please refer to the Prospectus of the ETF for more details. Investments are subject to investment risks including the possible loss of the principal amount invested, and are not obligations of, deposits in, guaranteed or insured by PCM or any of its subsidiaries, associates, affiliates or PDs. The value of the units and the income accruing to the units may fall or rise. Past performance is not necessarily indicative of the future or likely performance of the Products. There can be no assurance that investment objectives will be achieved. Any use of financial derivative instruments will be for hedging and/or for efficient portfolio management. PCM reserves the discretion to determine if currency exposure should be hedged actively, passively or not at all, in the best interest of the Products. The regular **dividend distributions, out of either income and/or capital, are not guaranteed and subject to PCM's discretion. Such dividend distributions** will reduce the available capital for reinvestment and may result in an immediate decrease in the net asset value ("**NAV**") of the Products. Please refer to www.phillipfunds.com for more information in relation to the dividend distributions.

The information provided herein may be obtained or compiled from public and/or third party sources that PCM has no reason to believe are unreliable. Any opinion or view herein is an expression of belief of the individual author or the indicated source (as applicable) only. PCM makes no representation or warranty that such information is accurate, complete, verified or should be relied upon as such. The information does not constitute, and should not be used as a substitute for tax, legal or investment advice. The information herein are not for any person in any jurisdiction or country where such distribution or availability for use would contravene any applicable law or regulation or would subject PCM to any registration or licensing requirement in such jurisdiction or country. The Products is not offered to U.S. Persons. PhillipCapital Group of Companies, including PCM, their affiliates and/or their officers, directors and/or employees may own or have positions in the Products.

Morningstar® Singapore Yield Focus IndexSM are service marks of Morningstar Research Pte Ltd and its affiliated companies (collectively, "**Morningstar**") and have been licensed for use for certain purposes by PCM. Phillip SING Income ETF is not sponsored, endorsed, sold or promoted by Morningstar, and Morningstar makes no representation regarding the advisability of investing in Phillip SING Income ETF. This factsheet has not been reviewed by the Monetary Authority of Singapore.

Morningstar® Essentials Sustainability

Sustainability Score as of 30 November 2025 Sustainability Rating as of 30 November 2025. Sustainability provides company-level analysis used in the calculation of Morningstar's Sustainability Score. © 2025 Morningstar. All Rights Reserved. The information contained herein: (1) is proprietary to Morningstar and/or its content providers; (2) may not be copied or distributed; and (3) is not warranted to be accurate, complete or timely. Neither Morningstar nor its content providers are responsible for any damages or losses arising from any use of this information. Past performance is no guarantee of future results.

For more detailed information about Morningstar's Sustainability, including its methodology, please go to: https://www.morningstar.com/content/dam/marketing/shared/Company/Trends/Sustainability/Detail/Documents/SustainabilityRatingMethodology2019.pdf?cid=AEM_RED0016